




Leticia Gabeira



The hummingbird story, originally in Portuguese, is a folk tale that I was told as a child and has shaped who I am today. This story has various meanings. When you can help someone in anyway way you should, regardless of what that person or everyone else is doing. It means protecting your habitat and your neighbors. It also means that if you want to achieve something, you have to work hard and have faith and everything else will fall into place. Another common saying in Brazil that relates to the hummingbird story is "If you want somehting, you do your part and God will do the rest." I have been told that in this life your part is your responsibility. To me the hummingbird story signifies responsibility, strength, courage, and determination. I hope that through architecture I can contribute to the world in some way or other by doing my part and help others do theirs.

The Hummingbird Story

There was a forest fire and all animals started running, each one trying to save their own skin. In the middle of the confusion a lion running by noticed that a small hummingbird was flying to and from the river, carrying droplets of water in its beak, as an attempt to put out the fire. And so the surprised lion asked, "What are you doing? Don't you see that you will not be able to put out these huge flames? These tiny drops aren't going to do anything, run and try to save yourself!" The humming bird replied, "I am doing my part!"




Table of Contents

Drafting &
Rendering

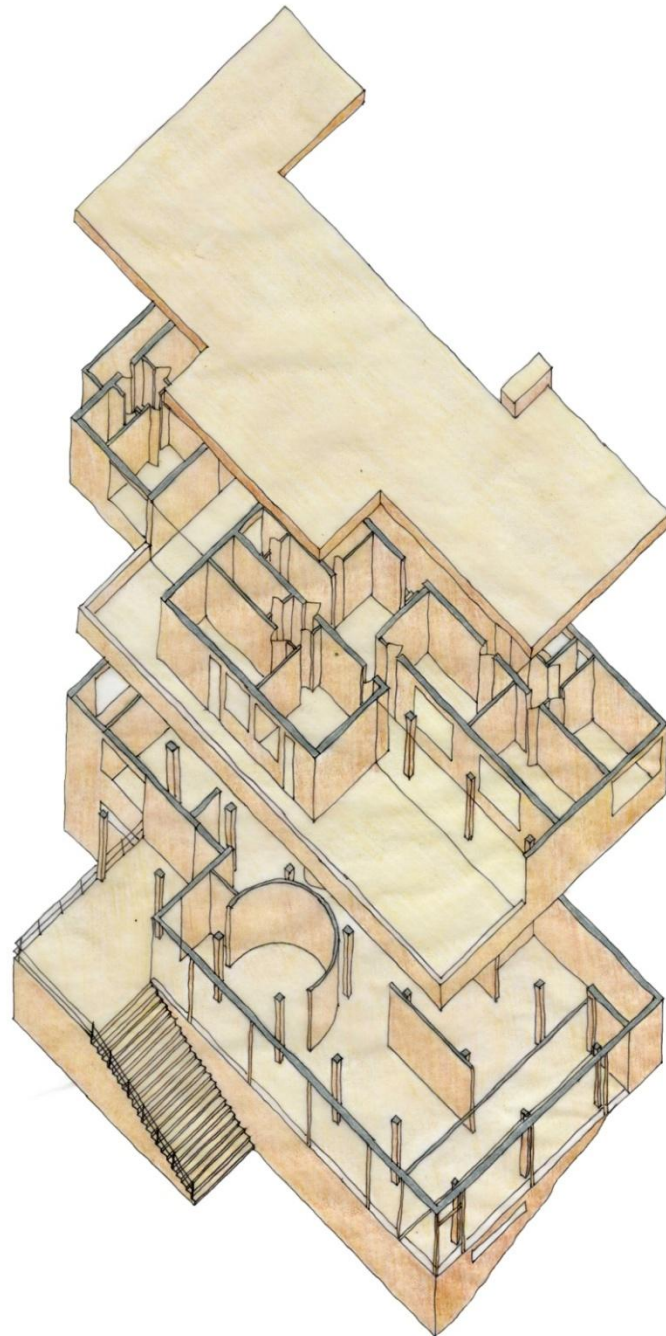
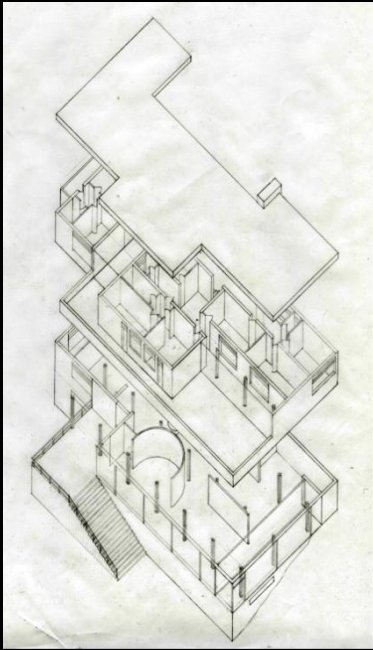
Freehand

Projects

Photography



Drafting &
Rendering




Fall 2008
Visual Communications II

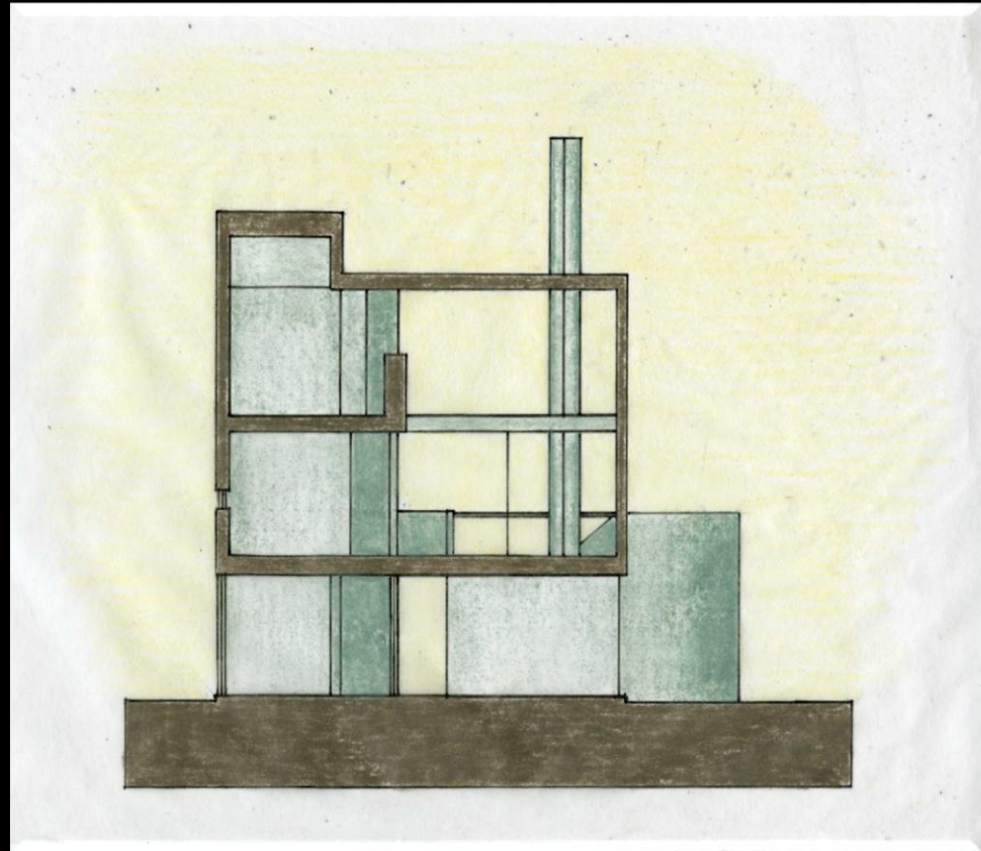

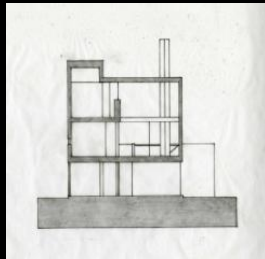
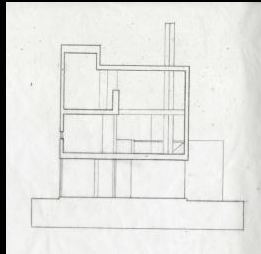
Villa Tugendhat by Ludwig Mies van der Rohe
Top: Exploded Axonometric
Right: Rendering



Fall 2008
Visual Communications II

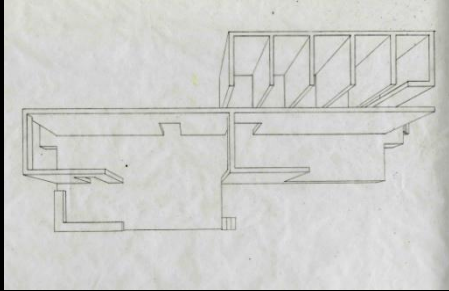
Eames House by Charles and Ray Eames
Two-point perspective rendering





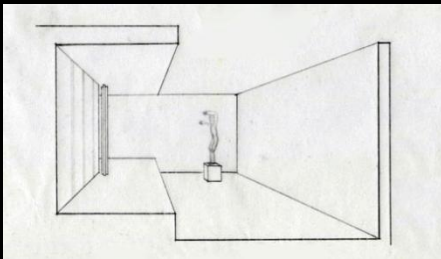

Fall 2008
Visual Communications II

Gwathmey Residence by Charles Gwathmey
Left, top to bottom: Sections in pencil, pen, and color pencils
Right: Section




Fall 2008
Visual Communications II

Outdoor Theater by Le Corbusier
Top: One-point perspective (plan)
Right: Rendering




Fall 2008
Visual Communications II

Barcelona Pavilion by Ludwig Mies van der Rohe
Top: One-point perspective
Right: Rendering



Freehand





Spring & Fall 2008
Visual Communications I & II


Left: Freehand, pen on vellum

Right, top and bottom: Freehand, pencil on vellum




Spring & Fall 2008
Visual Communications I & II

Top and bottom: Freehand, Prismacolors on vellum



Projects




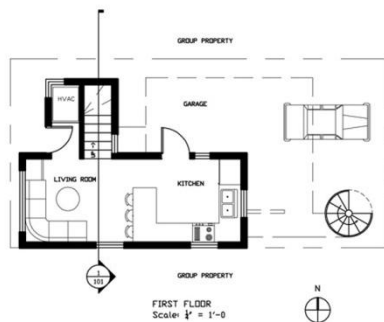
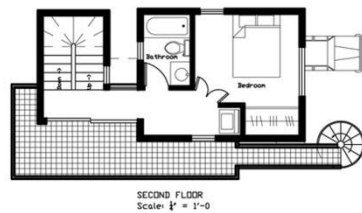
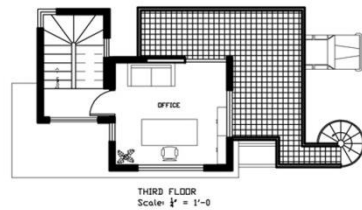
Fall 2008 Concepts of Planning

Project 1

Site: 20' X 40' lot in a cohousing community


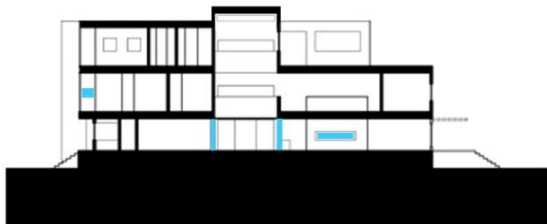
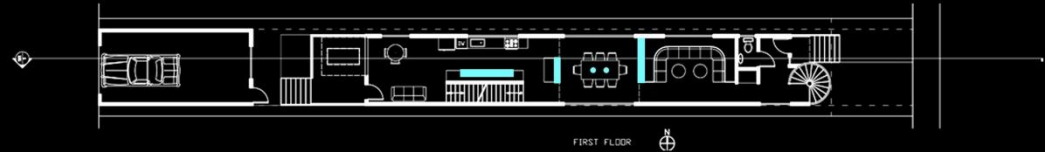
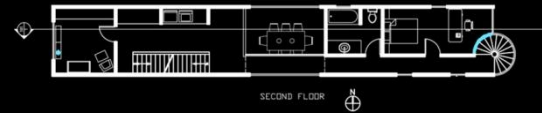
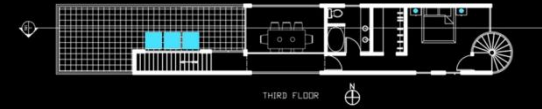

Program: Young working couple

Concept: Well lit and compact house that compliments the community. Offset stacked boxes were used to maximize usable space, allowing two balconies, and a cover for parking. The windows on the stair tower face the Community Center to connect the circulation throughout the house to the community.



Top: Practice models

Left: Plans and final model in cohousing community



Fall 2008 Concepts of Planning

Project 2

Site: 18' X 150' lot in Chicago's Gold Coast


Program: Marine Biologist couple with one baby

Concept: Submarine-like, surrounded by marine life. House has an open core to bring lighting from above to the center of the house. Through core, windows used to show brick and foliage that surround the house. Block windows were used to allow lighting and maintain privacy facing the street. Floor to ceiling aquariums in living spaces were used to create a double or triple aquarium layer as you walk through the house. On the third floor coy fish tanks were placed that can be used for mating, even through Winter.


Blue represents aquariums

Top: Final models, concept, and plans

Left: Section and final model



Photography



Left column (top to bottom):
 Santiago Calatrava's Milwaukee Art Museum, Fall 2008
 Sunset, Key West, Spring 2008
 Navy Pier, Chicago, Fall 2008

Middle:
 Rockefeller Center facing St. Patrick's Cathedral,
 New York, Spring 2005

Right column (top to bottom):
 Navy Pier, Chicago, Fall 2008
 Students observing, Fall 2008
 Key Largo, Spring 2008

